

Ruijie | 睿捷 Reyce



RG-EST350

5GHZ DUAL-STREAM 802.11AC

WIRELESS BRIDGE

Product Overview

Ruijie Reyee Series RG-EST350 is an 802.11ac wireless bridge for video surveillance backhaul or remote wireless transmission in scenarios such as tower cranes, factories, scenic spots, campuses, planting bases, aquafarm breeding bases, and construction sites. Operating at 5 GHz, RG-EST350 supports two spatial streams (2x2 MIMO technology) and provides up to 867 Mbps throughput, which can fully meet the data link bandwidth requirements of various services.

RG-EST350 consists of 2 devices, including the recorder-end and camera-end device. They are paired by default and can be deployed without requiring any configurations. When used for video surveillance backhaul, it is recommended to connect a switch or hard disk recorder to the recorder-end and connect a network camera to the camera-end.

RG-EST350 can be managed via the app, including viewing the network topology and modifying configurations, which has completely revolutionized the conventional contact-type bridge configuration method. Bridge maintenance no longer requires working at heights, reducing the difficulty of maintaining bridges to an unprecedented level.

With the four-sided curved edges design, RG-EST350 is equipped with the high-gain antenna. It fully utilizes the compact size and offers an exquisite exterior design. Hose clamps are provided for easy equipment installation. The casing of the device is optimized to deliver better dustproof and waterproof performance, providing IP65 protection. The weather-resistant materials enable the casing to stay robust for a long time under harsh conditions such as exposure to the sun, wind, acid and alkali corrosion. Moreover, the wide temperature range of the industrial materials adopted for the device fully guarantee the reliability and durability of the device under various complex environments such as hot and humid weather, dry and cold weather, sun exposure, rain, strong winds, etc. The device is capable of effectively withstanding the impact of bad weather or harsh environments, offering high stability while significantly reducing construction and installation difficulties.

Product Features

Zero Configuration

RG-EST350 consists of 2 devices, including the recorder-end and camera-end devices. They are paired by default and can be used without requiring any configurations.

Easy Installation

Hose clamps are provided for easy equipment installation to improve implementation efficiency.

Convenient Maintenance

RG-EST350 can automatically adjust the channels and optimize the power based on the operating environment, thereby reducing the maintenance workload caused by environmental changes. The software and hardware self-healing design can effectively prevent system hang and unexpected connection loss.

RG-EST350 supports Ruijie Cloud and Reeye App management, which revolutionizes the conventional contact-type bridge configuration mode. Bridge maintenance no longer requires working at heights, reducing the difficulty of maintaining bridges to an unprecedented level.

The device is built-in with wireless product management software. Thus, users can view all bridge information and the topology by logging in to any bridge device.

Excellent Performance

RG-EST350 boasts high data transmission bandwidth, low latency, and load balancing, delivering excellent performance even when it is connected to multiple surveillance channels concurrently.

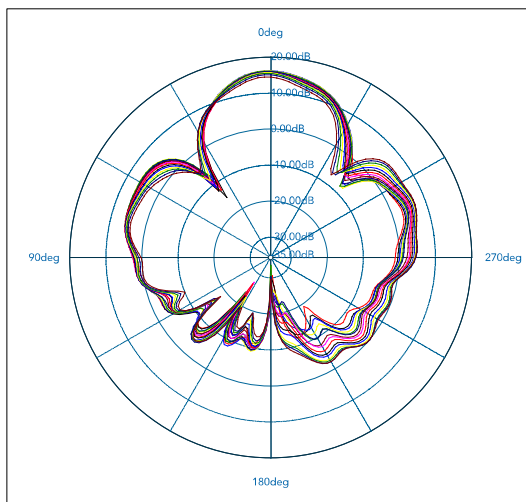
High Reliability

RG-EST350 can provide dustproof and waterproof IP65 protection for outdoor environments and operate in a wide temperature range from -30°C to 65°C. The high-quality weather-resistant materials enable RG-EST350 to maintain excellent structural strength without embrittlement, yellowing, or deformation for long-term outdoor operation.

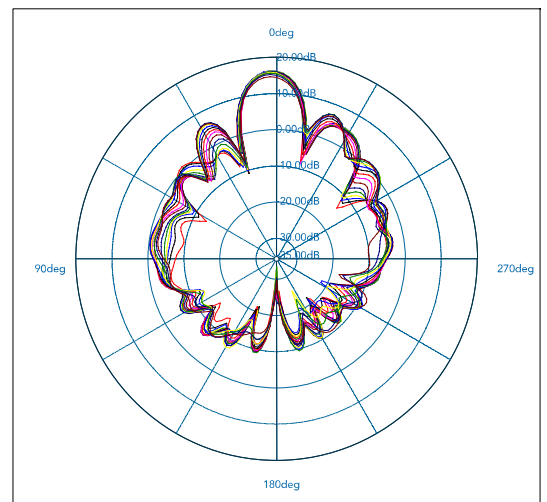
Technical Specifications

Model	RG-EST350
Hardware Specifications	
Chip	QCA9563+QCA9886
RAM/ Flash	512 MB/8 MB
Radio	Dual-stream single-band 2x2
Operating Band	802.11a/n/ac: 5.150~5.350GHz, 5.470~5.725GHz, 5.725~5.850GHz (country specific)
Antenna	Directional antennas, horizontal: 31°, vertical: 14°, gain: 15 dBi
Bridging Distance	5 km (recommended)
Spatial Streams	Two streams
Maximum Throughput	Up to 867 Mbps at 5 GHz
Transmit Power	≤100 Mw(20 dBm) (adjustable)
Dimensions	230 mm(D)×132 mm(W)×48 mm(H) (Dimensions per device)
	(Same size for the recorder-end and camera-end, H: height of the device edge excluding the mounting kits)
Weight	0.6 kg
Ports	Two 10/100/1000Base-T Ethernet ports, supports 24 VDC non-standard PoE power supply One DC port, supports 12 VDC power supply
Hardware Button	1 reset button

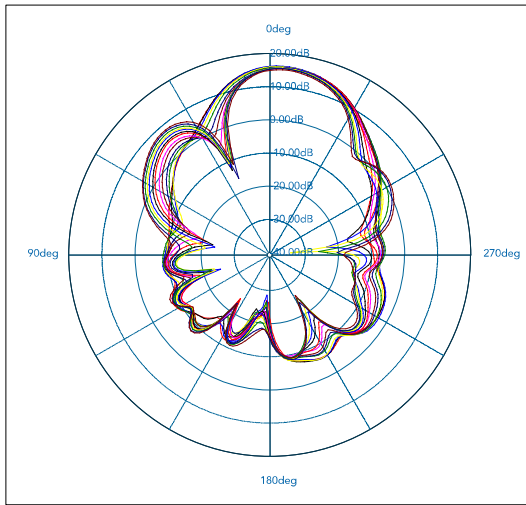
Model	RG-EST350
Status Indicators	System indicator: 1 Port indicator: 2 Bridge signal strength indicators: 3
Power Supply	Support 12 VDC power supply and 24 VDC non-standard PoE power supply
Power Consumption	<9 W
Environment	Operating temperature: -30°C to 65°C
	Storage temperature: -40°C to 85°C
	Operating humidity: 5% to 95% (non-condensing)
	Storage humidity: 5% to 95% (non-condensing)
Installation	Wall-mounted/ Pole-mounted (hose clamp is provided)
IP Rating	IP65
Lightning Protection	4 KV
Radio Standard	EN300 328, EN301 893
Software Features	
Automatic Bridging	Support The recorder-end and camera-end are automatically paired for bridging by default
One-to-many Bridging	One-to-three bridging is recommended for the wireless coverage scope at an
Device Configuration and Management	angle of 31° to the horizontal. Support App/Web configuration
QR Code Login	Users can log in to the device configuration interface by scanning the QR code of the device using the app
Self-healing	Automatic restart upon equipment failure
Automatic Channel Adjustment	Automatically adjust the channel upon power-on



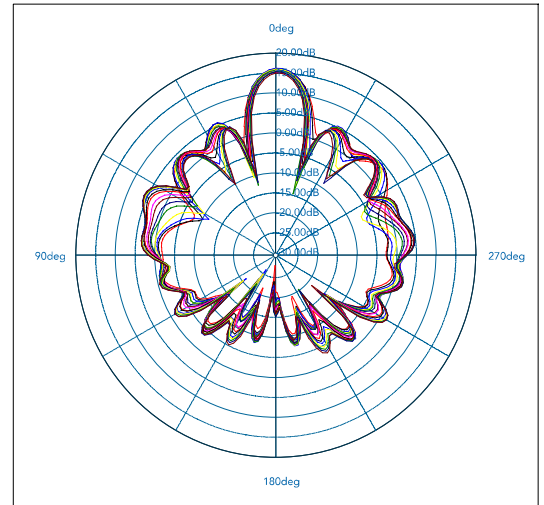
Vertical Azimuth



Vertical Elevation



Horizontal Azimuth



Horizontal Elevation

Camera Support Reference:

Model	Antenna Polarization	Distance (Meters)	RSSI (dBm)	Data Rate (Mbps)	Port Speed (Mbps)	3Mbps 2MPIH.265 (Units)	4-5Mbps 3MPIH.265 (Units)	6-7Mbps 4MPIH.265 (Units)
RG-EST350	15dBi	1000	-58	400	230	50	30	20
	H: 31	3000	-66	360	200	45	25	13
	V: 14	5000	-70	270	150	20	12	8

Ordering Information

Model	Description
RG-EST350	5GHz wireless bridge, including 2 devices for the recorder-end and camera-end, paired by default without requiring any configuration; up to 867 Mbps throughput, built-in directional antenna, support Web/ Reeye App management; 12 VDC and 24 VDC non-standard PoE; Wall-mounted/ Pole-mounted installation